

# WILD PHOTOGRAPHY HOLIDAYS



## MAGICAL RAJASTHAN & THE PUSHKAR CAMEL FAIR

A COLOURFUL & LUXURIOUS  
JOURNEY THROUGH ICONIC INDIA

### HIGHLIGHTS

- The Pushkar Camel Fair
- Jodhpur's 'Blue City'
- Jaipur's 'Pink City'
- Eagles of Mehrangarh Fort
- Superb street photography
- Historic palaces, forts and temples
- Flower Markets and Bazaars
- Udaipur romantic 'Venice' of India
- Aravelli Hills and Rankapur
- Classic train journey

*"...wanted to say a huge thank you to Martin & Geraldine for organising such an outstanding trip to Rajasthan, it was all we had hoped for and more. The hotels were out of this world very traditional and classy. All of the photo locations were spot on, we both learned so much and the memories will last a lifetime."* David & Miri, Rajasthan

### INTRODUCTION

Rajasthan, "Land of Great Kings" was the first state to fully embrace tourism in India. This is reflected in the sophistication of the state's infra-structure for tourists. Our hotels in Rajasthan are all delightful quiet havens steeped in tradition, and they are very comfortable. Our tour begins and ends in Delhi and visits some very well

researched locations in between. Arguably the men of Rajasthan wear the biggest turbans in India and the women the most beautifully coloured Saris. This photographic tour has been designed carefully to minimise the long journeys that are often common in this vast state. We will travel executive class by train to Jaipur on Day 2 and take a flight from Udaipur back to Delhi on day 14. One of the highlights of our photographic journey is the significant and celebrated Pushkar Camel Fair, one of the continent's last great traditional melas. This is a spectacle on a truly epic scale and is the largest of its kind in the world. Vibrant, chaotic and visually impressive, the fair itself attracts a massive gathering of humankind and animals with fine opportunities for photographing these



people and their rituals. Our visit is timed to coincide with the arrival of the camels, horses and cattle arriving on the sand dunes of the Thar Desert bordering this holiest of towns. Prior to arriving in Pushkar we will visit Jaipur, the 'Pink City' and following the fair we make the journeys to Jodhpur the famous 'Blue City' and Ranakpur, a lesser known location that is truly rich photographic interest. The landscape here is superb and the Marble Jain Temple is one of the finest in the whole of India. The sun rising over Kumbhalgarh Fort will also be a highlight of our stay here. The final part of our journey finishes in the romantic and ethereal lake city of Udaipur which is often known as the 'Venice of India'. Here in this quintessential Rajasthan location we will witness classic sunsets over Lake Pichola and enjoy exploring the town's narrow winding streets jam packed with life and colour.

Our photographic journeys in incredible India are the result of the many years we have spent travelling and making pictures in this extraordinarily diverse and mystical land. We provide an opportunity for our guests to

travel with professional photographers, interact with local people and to experience the wild and wonderful culture of India. Guests can expect to return home having had great holiday with a great portfolio of images and a bunch of fabulous memories.

## DAILY ITINERARY

### Day 1: Delhi

Arrive Delhi, transfer to our hotel which is well situated on the edge of the vibrant cultural area of 'Old Delhi' and also close to the magnificent railway station. This is a great location if you want to add on a couple of days before the trip starts. Enquire regarding extra nights at the time of booking. We will meet as a group for the first time today at 19:00 for introductions, a trip briefing & dinner at the hotel renowned for its excellent Indian food.

Hotel Delhi (D)

### Day 2 & 3: Jaipur

This morning we take the short drive to Delhi Railway Station to board the 'Shatabdhi Express', our destination



Jaipur. Travelling comfortably in Executive Class we will be served breakfast en route. The train journey takes 4½ hrs. Jaipur is commonly known as the 'Pink City', the colour of the stone used exclusively in the buildings. Amongst the many fine examples of old architecture is the Panna Meena step well. Although there are many wells in Jaipur, Panna Meena's unique eight storied staircases are aesthetically pleasing to the eye and the steps reflections in the green water are aesthetically and graphically interesting. The interesting cobbled back streets around here teeming with monkeys and local life. The early mornings and evenings will always give us a good opportunity to capture the pink hues, the opulence of Jaipur Palace, and the peaceful Amber Fort, these are remarkable photographic locations. Jaipur's bustling bazaars give excellent opportunities for colourful street photography. A morning highlight is the famous Jaipur Flower and Veg Market. During the early mornings the streets are rather deserted and quiet although at this bustling and fragrant market crowds dealers, sellers, farmers and women in saris are gathered to trade and

transport by foot in a manic no nonsense sort of way. There are crates and sacks bursting with marigolds, roses and chrysanthemums all freshly picked, vegetables piled high around sharp eyed, white turbaned, crinkly skinned sellers and myriad colour. We will spend two nights based in our serene and authentic 'Haveli' hotel tucked away in the heart of the most scenic part of the city. Haveli Hotel Jaipur (B,L,D)

#### **Days 4,5 & 6: Pushkar Camel Fair**

On the edge of the Thar Desert, the holy town of Pushkar is a visually attractive collection of white-washed temples sprawled around the pink-blue waters of the lake that Hindus believe formed when a lotus flower petal slipped from the hand of the God of creation, Lord Brahma. Pushkar is one of the oldest towns in India and its lake can be dated with certainty to at least the 4th century BC. The Pushkar Mela is attended by a vast number of Pilgrims, camels, cattle, horses, traders and, according to Hindu belief, thirty three million gods – the entire Hindu pantheon. Our visit is timed to coincide with the main animal trading of Camels, Horses and assorted live-stock that kicks off the Mela. The camel strewn dunes and the non-stop carnival surrounding the serious business of trading makes for rich photography. Pilgrims, villagers, musicians, acrobats and performers mingle together; a pulsating and colourful pageant that is typical of India! As the full moon approaches, scores of pilgrims and orange robed sadhus and Hindu holy men, stream into town to bathe in the waters of Pushkar Lake. We stay for three nights in a peaceful and lovely hotel located right on the holy lake, we could not be in a better



position spiritually or photographically! The drive From Jaipur to Pushkar is around 2¾ hrs. Lake Hotel Pushkar (B,L,D)

#### **Day 7,8 & 9: Jodhpur**

This morning we will drive to Jodhpur, the second largest city in Rajasthan popularly known as the Blue City. It is often called the Gateway to Thar, as it is literally on the edge of the Thar desert. It is also called the Sun City as the sun shines very brightly almost every day of the year,

hence the need for cooling blue houses. The photographic opportunities are diverse and you can expect to spend a photographically productive and enjoyable time exploring this fascinating city. Many of the cities buildings, including the houses that are packed into the winding backstreets are vivid shades of blue. The old city, is a miss-mash of Brahmin residences, little temples and cobbled streets stretch out to the sixteenth century city wall. Inside the maze of blueness, photographers can delight in the winding, glittering, medieval streets which





never seem to lead where you expect them to and are populated by colourful friendly residents. The bazaars are scented by incense, roses, delicious frying sweets and samosas. Here we can buy everything from temple decorations and Indian sweets to snuff and saris. The huge fort of Mehrangarh perched high on a rocky ridge totally dominates the city Skyline. It is common to see and photograph a large number of Eagles that gather on most days. We spend three nights here staying in a well-appointed and authentic Haveli hotel with excellent views of the surrounding 'Blue City'. The drive to Jodhpur is around 4¼ hrs.  
Haveli Hotel Jodhpur (B,L,D)

### **Days 10 & 11: Ranakpur**

After a last sunrise over the Holy Lake we will set off to our next location, Ranakpur, a journey that will take around 3½ hours. The rural scenery as we get close to Ranakpur is gorgeous, the green forested Aravelli hills, lazy rivers and unspoilt local villages. We will spend two night in a beautiful hotel in the midst of greenery. Our locations here are diverse and will include fabulous landscape shots of the sun rising over Kumbhalgarh Fort. We will also spend time exploring some rarely visited local villages and traditional pottery works where can photograph local pots being made. Perhaps the most outstanding feature of Ranakpur is the remarkable Jain Temple.

This temple is hidden away and built in the Aravelli Hills. The construction of this incredible temple started back in the 15th century and is home to some of the most impressive marble carvings on earth .  
Haveli Hotel Ranakpur (B,L,D)

### **Day 12–13: Udaipur**

This morning we drive to Udaipur, the final destination of our Rajasthan tour. This magical city has a romantic setting unmatched in Rajasthan and possibly in all India. Otherworldly palaces, temples, havelis and the lovely Lake Pichola. Lazy travel by boat is common in Udaipur which is often referred to as the 'Venice of India'. In the





town we will be wandering and photographing in a maze of crooked, medieval streets, ancient bazaars and flower markets. In addition to the superb and classic sunsets over Lake Pichola, the country roads and areas surrounding Udaipur are most attractive and populated with small traditional villages. The wooded Aravelli Hills stretch away in every direction. This is the perfect place to end our Rajasthan journey. Our final dinner together will be

shared on the rooftop of our gorgeous hotel overlooking the lake. We spend two nights in Udaipur and our drive from Ranakpur takes just 1½ hours.

Lakeside Hotel Udaipur Day 12 (B,L,D)

#### **Day 14: Delhi**


Late morning after we transfer to Udaipur Airport for the flight to Delhi where WPH services finish. The weight limit for this flight will be 20 kg. Guests may be getting a homeward flight or perhaps requiring an extra night in an airport hotel. This is not included in the price of the holiday but we can arrange this with our colleagues in Delhi. We will stay in the Premier Lemon Tree Delhi Airport and fly on the following day. If you plan to fly internationally on Day 14, then we suggest flights from 17:30 onwards. (B)

#### **JOINING ARRANGEMENTS AND TRANSFERS**

Participants generally arrive at different times of the day/night as they will book their own flights opting for the best deals available. Participants should fly in and out of Delhi International airport as this will tie in with the included transfer. The first night hotel will be available for check-in at mid-day on Day 1. If participants arrive several hours before this they may prefer us to book them in for an early check-in to get some valuable rest. This is not included.

#### **WHAT'S INCLUDED**

- All meals
- All hotels, 13 nights
- Indian guide English speaking
- Spacious AC transport



- Photography tutor/tuition
- English speaking tour guide/organiser
- All entrance fees
- Camera fees except for any video equipment
- Transfers from the Int. airport of Delhi (Day 1)
- Train Delhi – Jaipur
- Transfers to Udaipur Airport Day 14
- Flight Udaipur – Delhi Day 14

## WHAT'S NOT INCLUDED

- International Flights
- Travel-/medical Insurance
- Alcohol
- Food/drinks other than meals
- Tips for local staff
- Indian Visa
- Transfers from Delhi Day 14

## ACCOMMODATION


We have chosen accommodation carefully to allow us both access to some exciting locations and as peaceful luxurious retreats from the hustle and bustle of daily Indian life.

## FOOD

Western and continental type food is readily available and the Indian cuisine will be of a high standard. We will always take care to eat in establishments that have a high standard of hygiene. Bottled water is always available to buy. You will get two small bottles of mineral water each day included in the price of the holiday.

## SPENDING MONEY

This always depends on personal spending habits. Prices in India tend to be cheaper than the West, although some things like bottled beers can be similar. £200 should be allowed for miscellaneous expenses. This amount will allow money for soft drinks and/or beer and any non included lunches. If you are intending to buy expensive souvenirs there are cash machines in all of our locations. Bulky items can often be shipped by the seller for a small additional cost.



## GUIDANCE ON TIPPING

Tipping is an accepted and expected part of Indian culture, although you should only tip for services which are well done. The total amount that you can expect to pay in tips for your local guide, and drivers, as well as hotel staff, railway porters etc. is around £60. We will offer advice on tipping.

## CURRENCY

Indian Rupee. Money can be exchanged either at the airport or the first night hotel. Most participants use a debit card to take money from an ATM machine, if this is your chosen method please inform your bank that you will be travelling to India as sometimes they will temporarily stop transactions until your presence in the location is confirmed.

## TRAVEL INSURANCE

It is recommended that you take out appropriate insurance to cover personal accident, medical costs, repatriation, loss of baggage and holiday cancellation. We will need a copy of your insurance at the time of booking.

## VACCINATIONS

You should attend your own doctor and dentist for a check-up. Your doctor will have access to the most up to date information on the required vaccinations for India. A very good online resource is the Scottish National Health Travellers website at [fitfortravel.nhs.uk](http://fitfortravel.nhs.uk)

## PASSPORT & VISAS

A passport (with at least 6 months remaining validity) and a current Indian Visa are required for this trip.





Please note that you are required to have a passport with a machine readable bar code. You will need to apply for your Indian Visa in advance, from the relevant issuing authority in your home country. Visas can take a long time to process, so please apply as soon as you send us the booking form and deposit. Please contact us for help with filling in the visa form if needed as we know from experience that it can be a bit daunting! Nowadays you can obtain an E-visa when you arrive at Delhi Airport. We will need your name as on your passport for both the train tickets and the domestic flight.

## HEALTH

We will have a first aid kit to hand at all times. Please bring your own small personal first aid kit together with any medication for personal use. Hand wash that can be applied without water is always useful for getting rid of germs and removing greasy traces from fingers that will be taking photographs! Only drink bottled or filtered water from special recognised sources (we will advise). Nowadays it is relatively easy to stay healthy and well in

India, we will be giving you a full brief in our Day 1 introduction and get together.

## CLIMATE

The climate in November should be warm, clear and sunny. Around 20–25°C in the daytime, dropping to around 15°C at night.

## LANGUAGE

The national language of India is Hindi, although there are around 15 other languages spoken (and listed on some of the bank notes). Generally many people speak some English and India is therefore an easy place to make friends and get to know local people. We recommend that you learn some basics such as common greetings. Your efforts to speak a few words of the local lan-




guage will pay dividends in terms of the warm reaction you receive from the people you meet along the way.

## CLOTHING

Generally speaking light cotton clothing allowing freedom of movement will be best suited to the temperatures. Cotton scarves, a sun hat and good sunglasses will protect from the sun. We will sometimes be walking across rough terrain so some quality lightweight walking shoes like trainers are recommended. Although the temperatures will be suitable for shorts, mostly these will not be appropriate for women to wear in certain areas. Cheap good quality cotton clothing is available in local shops and bazaars.

## SUN PROTECTION

The sun can be penetrating so please ensure that you have some sort of sun protection. Sun Lotion with an SPF for UVA & UVB of 15+; good sunglasses with high quality non-tinted lenses and high degree of UV protection.





### DAILY ROUTINE

You will need to have adventurous approach in both mind and body. We will be walking in both towns, villages and some well-defined trails. We will often photograph when and where opportunities arise requiring a certain degree of spontaneity from participants. Our journeys will always be punctuated with someone shouting, “stop the bus” when a photo opportunity presents itself. There will also be opportunities for some early morning rises to make the best of the dawn light, conditions and locations. The

sun sets early and dramatically around 18:00, so evenings will be relaxed and focused on socialising, dinner and the opportunity to view the days images. We will always be happy to answer your technical questions and demonstrate programmes such as Lightroom.

### PHOTOGRAPHIC EQUIPMENT AND INFORMATION

- Camera bag or backpack such as the Flipside or Trekker series designed by LowePro.

- Any extra equipment that doesn't fit in your camera bag/hand luggage will need to go in a hard case that can be put in the aircraft hold.
- A camera with interchangeable lenses such as a digital SLR or a mirrorless system camera.
- A set of lenses to cover the whole range from wide-angle to telephoto, for example...  
For full-frame cameras: 16–35mm wide-angle, 24–105mm mid-range and a 70–200mm or longer tele zoom. For crop format cameras: 10–20mm wide-angle, 17–70mm mid-range and a 70–200mm or longer tele zoom.
- Spare camera (highly recommended)
- Sturdy tripod – not only useful for low light photography but also for accurate framing and composition of landscape and close-up images.
- Cable release – mechanical or electronic remote to avoid shake on long exposures.
- Although not essential camera filters such as neutral density, graduated filters and polarisers can be useful.
- Lens cloth
- Sensor cleaning device (optional)
- Sufficient memory cards for the whole holiday as it may not be possible to buy more during the trip.
- Film users should bring enough film, as it may not be possible to buy in many places.
- A laptop with the image editing applications of your choice, essential for checking and presenting images during the trip and for one-on-one sessions with the tutor. All of the places we stay in have Wi-Fi.



- Backup storage device (optional)
- Spare batteries and chargers
- All the electrical sockets are compatible with European two-pin plugs, so you might need a travel adapter.

## PARTNERS

Although this is primarily a photography holiday non photographer partners will be very welcome as there are many options and interesting possibilities for a relaxing and culturally rewarding holiday in addition to taking photographs. If any participants do not wish to join the walks/photographic sessions they will be able to relax in and around the accommodation. The cost will be the same for photographers and non-photographers.

## ADVENTURE TRAVEL

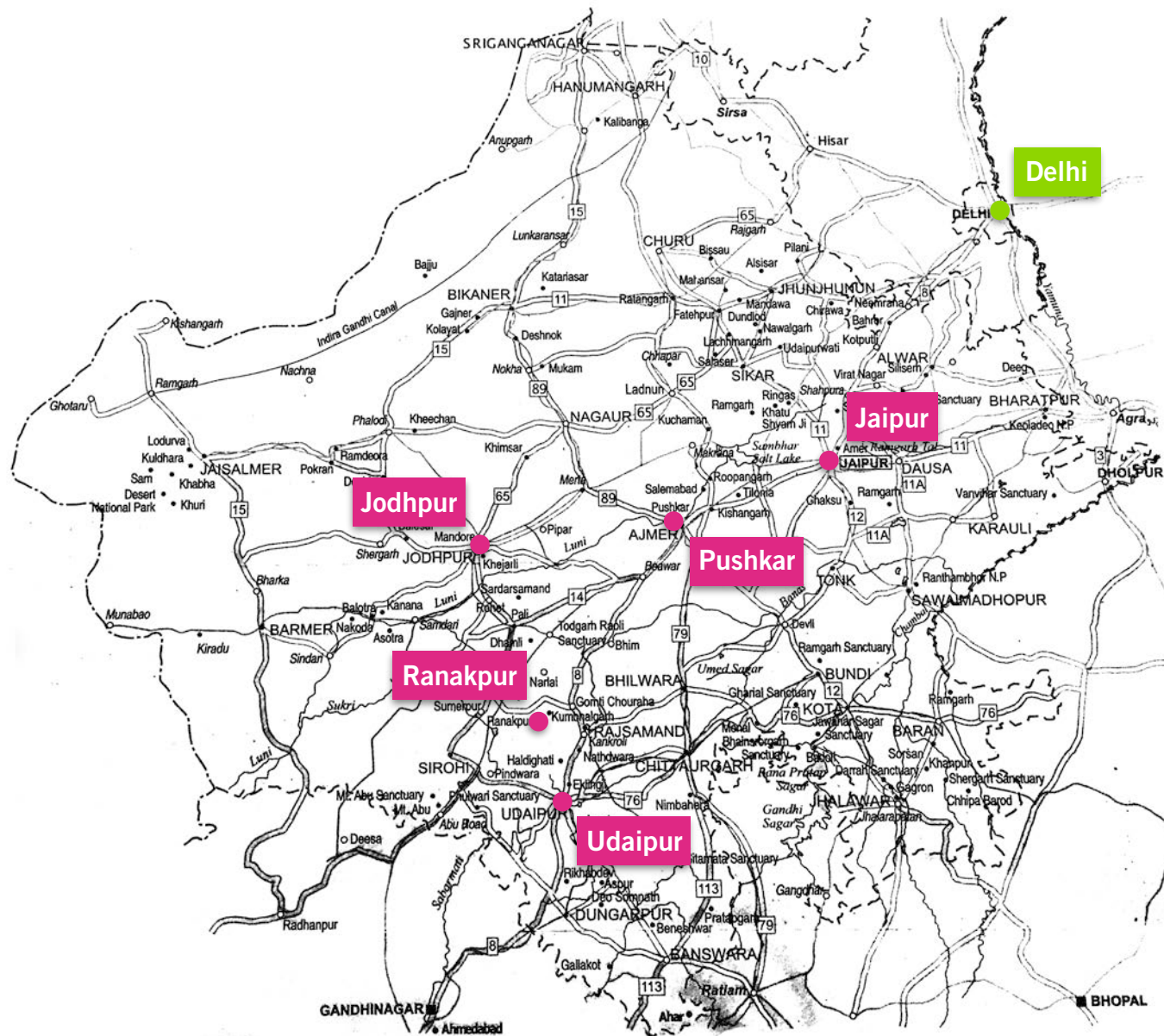
This is an adventure travel photography holiday and the itinerary will be dependent on the vagaries of the weather, local conditions and other variables. Wild Photography Holidays may use their discretion to change the itinerary should conditions dictate this. Your health, safety and enjoyment will always be our primary concern when making such changes.

## MORE INFORMATION

We hope that this information has answered some of your questions about the holiday, It doesn't hope to answer everything. If you have any questions please get in touch.

## BOOKING THIS HOLIDAY

Fill in the [online booking form](#), or give us a call on +44 (0)7432 808777.



## LINKS

View [images and information for this tour](#) on the website.

Read about [our approach to teaching photography](#)